



HELPING HANDS


Using the different materials, colour in and cut out the images.
Paste them onto the Popsicle sticks to create your own story
puppets.



GOOD SAMARITAN




INJURED MAN



THE PRIEST

MATERIALS

Printed Picture, Crayons,
Colored Pencils, Scissors,
Glue/Tape, Popsicle
Sticks



THE LEVITE

HELPING HANDS

Colour and cut out the image of the hand. Encourage children to write down 5 ways that they can use their helping hands. Children can use this image as a reminder.

